



POWER SONIC

RECHARGEABLE SEALED LEAD-ACID BATTERY

HIGH-RATE SERIES

PSH-1280 FR

12 Volt 8.5 Amp. Hrs.



Features:

- Absorbent Glass Mat (AGM) technology for superior performance.
- Designed specifically for high-rate discharge (UPS) applications
- 36 Watts/cell for 15 min. of constant power
- Rugged plastic case and cover, flame retardant to UL94 V-0.
- Approved for transport by air. D.O.T., I.A.T.A., F.A.A. and C.A.B. certified.
- U.L. recognized under file number MH 20845.



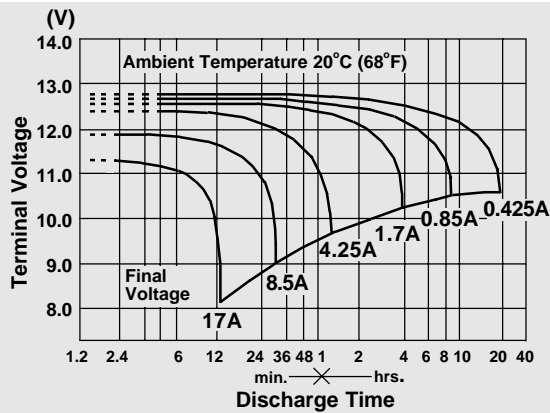
PERFORMANCE SPECIFICATIONS

Nominal Voltage	12 volts (6 cells in series)
Nominal Capacity	
20 hour rate (425mA to 10.50 volts)	8.50 A.H.
10 hour rate (810mA to 10.50 volts)	8.10 A.H.
5 hour rate (1.5A to 10.20 volts)	7.50 A.H.
1 hour rate (5.27A to 9.00 volts)	5.27 A.H.
15 min rate (17.5A to 9.00 volts)	4.38 A.H.
Approximate Weight	6.0 pounds (2.72 kg)
Energy Density (20 hour rate)	1.81 Watt-hours/cubic inch (110.5 Watt-hours/l)
Specific Energy (20 hour rate)	17.0 Watt-hours/pound (37.5 Watt-hours/kg)
Internal Resistance (Fully Charged Battery)	15 milliohms (approximately)
Maximum Discharge Current (≥ 7 Min.)	25.5 amperes
Maximum Short-Duration Discharge Current (≥ 10 Sec.)	85.0 amperes
Terminals	Standard: "F2" - Quick disconnect tabs, 0.250" x 0.032", mate with AMP. INC. FASTON "250"
Shelf Life — % of nominal capacity at 68° F (20° C)	
1 Month.....	97%
3 Months.....	91%
6 Months.....	83%
Operating Temperature Range	
Charge	-4°F (-20°C) to 122°F (50°C)
Discharge	-4°F (-20°C) to 140°F (60°C)
Case & Cover	ABS plastic (UL94 V-O flame retardant)

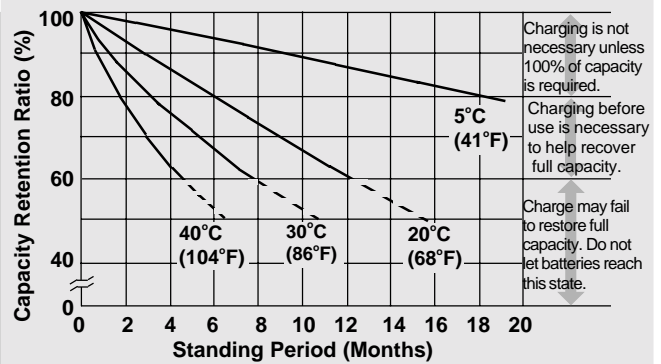
To ensure safe and efficient operation always refer to the latest edition of our Technical Manual, as published on our website.

CONSTANT POWER DISCHARGE RATINGS								
MODEL	FINAL VOLTAGE	WATTS PER CELL @ 25° C						
		5 MIN	10 MIN	15 MIN	20 MIN	30 MIN	45 MIN	60 MIN
PSH-1280	1.75	65	43	35	24	17.5	14.8	12.8
	1.70	66	44	36	24.3	18.7	15	13
	1.67	67	45	37	24.7	19.5	15.5	13

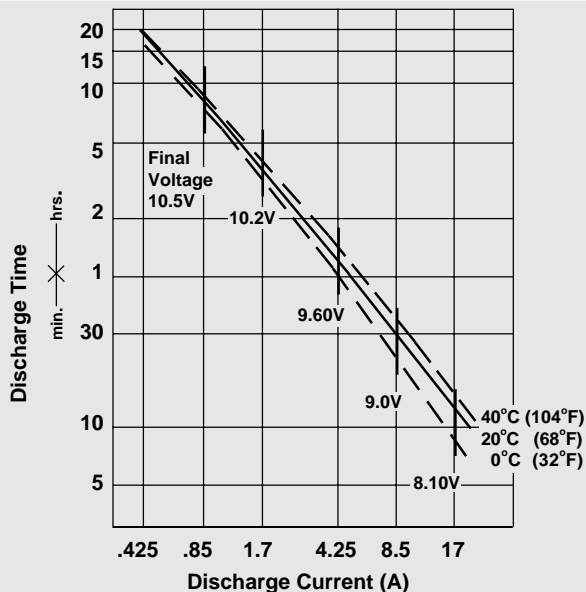
Discharge Characteristics



Shelf Life and Storage



Discharge Time vs. Discharge Current



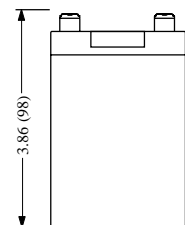


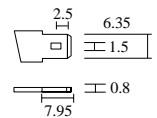

CHARGING

Cycle Applications: Limit initial current to 2.7A. Charge until battery voltage (under charge) reaches 14.40 to 14.70 volts at 68°F (20°C). Hold at 14.40 to 14.70 volts until current drops to approximately 85mA.
“Float” or “Stand-By” Service: Hold battery across constant voltage source of 13.50 to 13.80 volts continuously.

NOTE: Due to the self-discharge characteristics of this type of battery, it is imperative that they be charged after 6-9 months of storage, otherwise permanent loss of capacity might occur as a result of sulfation.

Physical Dimensions: in. (mm)

Terminals: F2 (mm)



All data subject to change without notice.

Tolerances are +/- 0.04 in. (+/- 1mm) and +/- 0.08 in. (+/- 2mm) for height dimensions.



CORPORATE OFFICE
 7550 Panasonic Way
 San Diego, CA 92154 USA
 Tel: +1-619-661-2020
 Fax: +1-619-661-3650
 national-sales@power-sonic.com

CUSTOMER SERVICE
 Tel: +1-619-661-2030
 Fax: +1-619-661-3648
 customer-service@power-sonic.com

SALES / INTERNATIONAL
 Tel: +1-650-364-5001
 Fax: +1-650-366-3662
 battery@power-sonic.com

www.power-sonic.com